


SUB METER ASSEMBLY KIT

20MM

All Valve
INDUSTRIES



PREFABRICATED SUB METER ASSEMBLY FOR EASY METER INSTALLATIONS

FUNCTION AND FEATURES

■ Prefabricated kits

Vastly cuts down on installation time as the units are assembled and ready for install.

■ Flat Face Seat

Specially made seats and rubber washers allow easier removal of meters.

■ Quality Components

Designed and manufactured in Italy using high quality materials and components.

■ Integrated Meter Coupling

The integrated swivel nut on the ball valve means the overall length is extremely compact.

■ Twin lockable ball valves

Ensures minimal water spillage on meter exchange

■ Robust plate

The design of the plate ensures a strong, rigid installation.

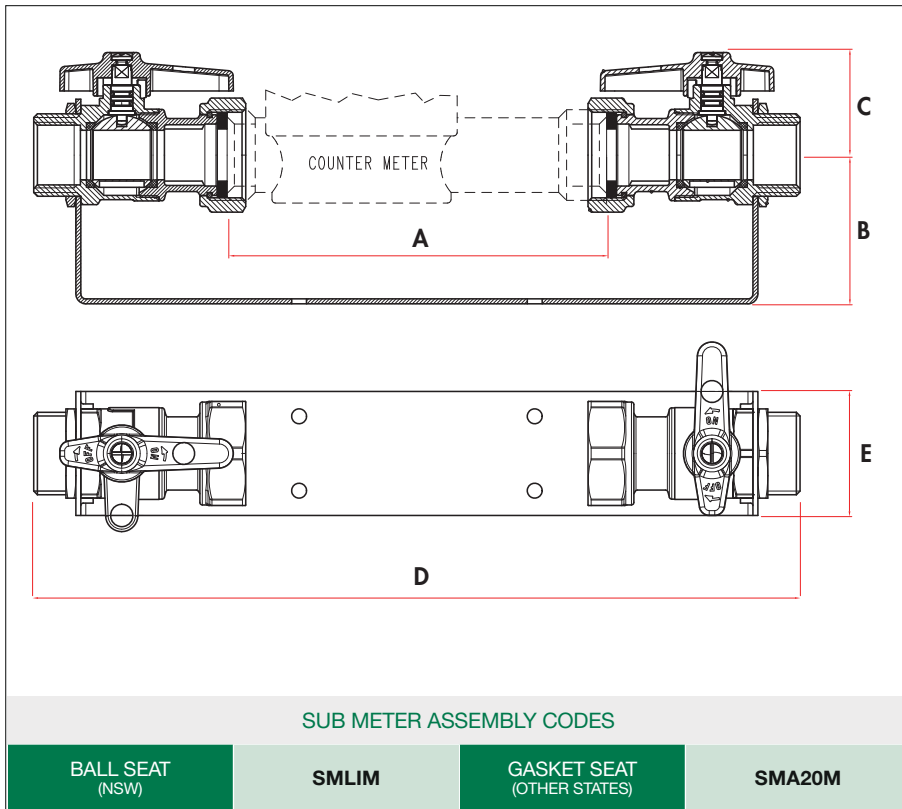
PRODUCT DETAILS

The SMA series prefabricated sub meter assembly kits have been specifically designed for quick and easy installations of cold water meters that comply with AS3565.1. The swivel nut face and gasket, which connects to the meter, is virtually a flat face and has been designed in such a way that allows for a much easier removal of the water meter, thereby eliminating the need for an adjustable slip coupling.

The meter coupling is incorporated into the ball valve in a single piece design that means there are no unnecessary leak points. By removing the slip coupling and integrating the meter coupling means the SMA series are the most compact sub meter bracket assemblies on the market which maximises space saving in crowded meter cupboards.

The sub meter brackets are available in two models that differ in the water meter thread connection; a NSW ball joint connection type sub meter assembly kit that complies with Sydney Water MLIM guidelines and a gasket seat connection type sub meter assembly kit as used by most other Australian States and is accepted by most SEQ water authorities. (please check the latest approval list or your local water authority).

DIAGRAM

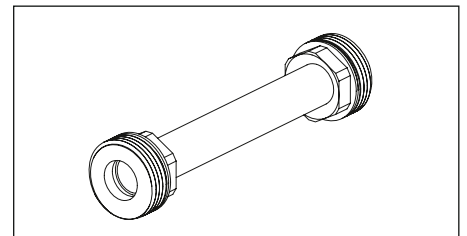


CODE	DIMENSION / RATING
A	153
B	60
C	41.5
D	309
E	50
PRESSURE	PN16

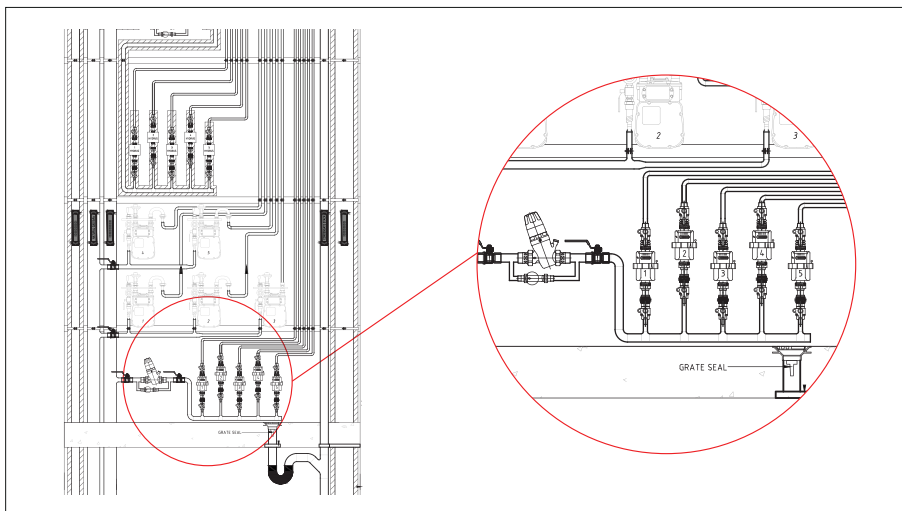
Breach Pieces

The use of a spacer may be necessary in certain installations where the installation is made prior to the water meter being available.

The pipe spacers are available for the NSW ball seat connections only.



SUB METER MODULES



* CAD drawing reproduced with permission from Wood & Grieve Engineers

Custom Made Modules

Custom prefabricated module assemblies, fully plumbed on backing plates are available upon request for project quantities.

These modules are most commonly supplied with a pressure reducing valve station which feeds between 3-6 of the SMA series sub meter assemblies, plumbed and mounted on a backing plate.

This allows for a quick and neat installation into the service cupboards of multi level buildings.

All Valve
INDUSTRIES

290120-02